



**MINNESOTA STATE**

**BRAND IDENTITY MANUAL**

For Member Colleges and Universities

Fall 2018

395,690  
STUDENTS

16,128  
EMPLOYEES

3,786  
EDUCATIONAL PROGRAMS

37  
COLLEGES AND UNIVERSITIES

1  
SYSTEM



MINNESOTA STATE

# System Overview

With 30 community and technical colleges and seven state universities, Minnesota State is the largest provider of higher education in the state of Minnesota. Fifty-eight percent of the state's undergraduate students attend a Minnesota State college or university. It is the fourth-largest system of higher education in the country.

Minnesota State is comprised of 54 campuses, conveniently located in 47 Minnesota communities, serving nearly 396,000 students, with 126,000 students taking non-credit courses and customized training and continuing education programs. Overall, the system awards 41,000 degrees, certificates, and diplomas each year. Eighty-five percent of these graduates get jobs in related fields and 80 percent stay in Minnesota, contributing to the state's economy.

Minnesota State offers 591 programs – with 16 percent now offered completely online – and about 14,000 courses that are partially or fully online. Minnesota State also serves more than 62,000 students of color (more than all other providers of higher education in Minnesota combined), 26,636 Post-Secondary Enrollment Options (PSEO) students, and 10,500 veterans. In addition, Minnesota State serves more low-income students than all of the other higher education providers in the state, combined.

# Introduction

Several years ago, Minnesota State conducted qualitative and quantitative research and learned that the vast majority of Minnesotans didn't know who our colleges and universities were, or how they were different from other higher education options in the state – including the University of Minnesota and private and for-profit options.

But our colleges and universities ARE different. Within our system, there is a place, a program, and an attainable plan of action for everyone. We deliver on our strategic framework every day. We all offer an extraordinary education for the lowest cost and highest value in the state, and we are a partner of choice to meet the workforce needs of Minnesota. Our colleges and universities are stronger together. Our network of collaboration grows each day, and it is important for us to convey our wealth of opportunity and possibilities in a unified, compelling voice.

The logo, visuals, and words used in this brand manual to describe the Minnesota State system will enable us to establish and maintain a clear, cohesive brand identity among the audiences that are most important to us – our current and future students. The Minnesota State brand has been established to create a platform to help our current and future students understand how our system of great colleges and universities offers a set of distinct benefits that will enable them to make the best possible decisions for investing in their futures.

This manual provides directions for the visual and verbal articulation of the Minnesota State brand, as well as specific directions for using it in tandem with member institution names and identities, and system partnerships, collaborations, consortiums, and initiatives.

# Contents

## SYSTEM OVERVIEW

### INTRODUCTION

#### 01 | SYSTEM BRAND STRATEGY

- 02 Brand Manifesto
- 03 Brand Position
- 04 Brand Promise
- 05 Brand Attributes

#### 02 | MINNESOTA STATE GRAPHIC STANDARDS

- 07 Identity System Overview
- 09 Minnesota State Identity
- 10 Elements of Identity System
- 12 Clear Space
- 14 Minimum Logo Size
- 16 Board of Trustees Seal
- 17 Typography | Electronic Documents
- 18 Typography | Print and Digital Marketing Materials
- 19 Color | Primary and Secondary
- 20 Logo | Color Reproductions
- 21 Integrity of the Mark | Unacceptable Reproductions

#### 03 | MEMBER COLLEGE AND UNIVERSITY CO-BRANDING

- 23 Co-Branding Introduction
- 24 Co-Branding Use Grid
- 25 System Affiliation Identifier | Procedure 3.23.1
- 26 System Affiliation Identifier | Option 1 Logo with School-Specific Identifier
- 27 System Affiliation Identifier | Option 2 Text-Only Identifier
- 28 System Affiliation Identifier | Option 3 Banner Icon Identifier
- 29 System Affiliation Identifier | Publications
- 30 System Affiliation Identifier | Advertising and Marketing Materials
- 31 System Affiliation Identifier | Website

- 32 System Affiliation Identifier | Entrance/Monument Signs
- 33 System Affiliation Identifier | Campus Construction Project Signs
- 34 System Affiliation Identifier | Stationery
- 35 System Affiliation Identifier | Diplomas
- 38 System Affiliation Identifier | Merchandise
- 39 System Affiliation Identifier | Rollout

#### 04 | MINNESOTA STATE TRANSFER PATHWAYS

- 41 Transfer Pathways Mark
- 42 Transfer Pathways Minimum Size and Clear Space
- 43 Transfer Pathways Use with Minnesota State Logo
- 44 Transfer Pathways Use with Member Logos
- 45 Transfer Pathways | Publications
- 46 Transfer Pathways | Advertising and Marketing Materials
- 47 Transfer Pathways | Minnesota State Website
- 48 Transfer Pathways | Member Websites

#### 05 | MINNESOTA STATE STYLE AND WRITING GUIDE

- 49 Style and Writing Guide Introduction
- 50 Writing About the System
- 51 Writing About Minnesota State Constituents and Community Members
- 52 Formal Names and Academics
- 53 Academic Degrees
- 54 Proofreader's Checklist | Minnesota State Terminology
- 55 General Guidelines for Punctuation
- 56 Formatting Accessible Documents

#### 59 CONTACT INFORMATION

# 01 | SYSTEM BRAND STRATEGY

# Brand Manifesto

## **We are living in demanding times.**

Our world is rapidly changing. Our businesses crave new ideas. Our environment is at risk. Our communities are often struggling to keep up.

And our people are being challenged to learn more, and to keep learning throughout their lives.

Higher education has never been more important. For everyone. All ages. All cultures. All over our state. But for many, getting a good education can be challenging.

Higher education can be too costly. Too inconvenient for working people. Too limited to provide options for any career path. Too uniform for an increasingly diverse population. Too exclusive to open doors to those who need more help. And too far away from those who have responsibilities at home.

There is no greater vehicle for driving individual accomplishment than higher education. There is no better path to a more fulfilling life. No investment more likely to lead to individual accomplishment.

No better way to stimulate community prosperity. And given the demanding times we live in, there is no better way to address the economic, environmental, and social challenges we face.

In order to take Minnesotans to a higher level of success, higher education is our best answer.

Minnesota State is a system of colleges and universities united to provide an extraordinary education that is affordable, accessible, enhances people's quality of life, and sustains prosperous communities.

## **We are Minnesota State.**

As a system of outstanding colleges, universities, educators, and staff, we are deeply committed to greater educational success and access. We understand that higher education can be made practical for every student, from every culture, every part of the state, and every walk of life. We support each other, challenge each other, and promote each other. Knowing that, while we are strong individually, we are more powerful collectively. And we won't rest until extraordinary education is a reality for everyone who aspires to do more for themselves, their families, their communities, and the state we all share.

# Brand Position

**Minnesota State provides the highest value, most affordable path to an extraordinary education, individual accomplishment, and community prosperity.**



# Brand Promise

**Minnesota State is a system of colleges and universities united to provide an extraordinary education that is affordable, accessible, enhances quality of life, and ensures prosperous communities.**

# Brand Attributes

## **Offering Quality and Value**

The colleges and universities of Minnesota State offer extraordinary and affordable educational opportunities provided by exceptional faculty who prepare students for success.

## **Providing Access**

The colleges and universities of Minnesota State provide students of all backgrounds a broad range of programs to achieve their goals, from career and technical training to baccalaureate, graduate, and doctoral degrees. This happens at 54 campuses and hundreds of businesses across the state and online.

## **Developing Talent**

The colleges and universities of Minnesota State develop life-long learning, employment skills, and capabilities that prepare graduates for life and careers.

## **Serving Communities**

The colleges and universities of Minnesota State collectively and positively impact our state's economy by producing well-rounded graduates who are prepared to contribute to their communities.

## 02 | MINNESOTA STATE GRAPHIC STANDARDS

# Identity System Overview

The Brand Identity Manual establishes rules for the consistent implementation of the Minnesota State brand. These standards provide for the development of printed and electronic materials, and contribute to the powerful and unified expression of the brand.

All Minnesota State entities (offices, member institutions, partners, initiatives, collaborations, consortiums, divisions, etc.) are expected to follow this manual when creating communication materials.

Please contact the Marketing and Communications Office upon project initiation so adequate time can be planned for assistance and review.

**Send inquiries to:**

MarComm@MinnState.edu

651-201-1830

# Identity System Overview

The new Minnesota State identity is not to be abbreviated in any form at any time except for the website URL and email addresses. For example, “Mn State,” “MinnState,” and “MnSCU” are unacceptable applications of the new “Minnesota State” brand, as they will dilute the identity.

While “Minnesota State Colleges and Universities” remains the legal name of the system, it should only be used by the Board of Trustees, by member institutions for ceremonial documents, and as a first reference in contracts and legal documents. For all other instances, and upon second reference in contracts and legal documents, use “Minnesota State.”

The preferred way to refer to the colleges and universities in writing is “the colleges and universities of Minnesota State.” If, for purposes of sentence structure, the preferred way isn’t an option, an acceptable alternative is “Minnesota State colleges and universities.” In addition, “Minnesota State” never takes a possessive form, as in “Minnesota State’s.”

When referring to the system office, the preferred designation is the “Minnesota State system office” (note the lower case “s” in system and “o” in office).

# Minnesota State Identity



**MINNESOTA STATE**

The new Minnesota State identity is a simple yet bold expression that borrows from the past but points to the future.

The banner-shaped mark represents the stature of the system. The M stands for Minnesota. The star represents the Star of the North, guiding our students on their journey.



**MINNESOTA STATE**

# Elements of Identity System

Primary Logo: Vertical



Primary Logo: Horizontal



The Minnesota State identity system consists of a logo (vertical and horizontal), an alternative logo option, and a banner icon.

A logo with secondary signature and a Board of Trustees Seal are also included. See page 11.

The primary logos are the main expression of the brand and should be used as directed in this manual in system office and member college or university co-branded communications.

Alternative Logo Option



Banner Icon



# Elements of Identity System

---

## Logo: Secondary Signature



The logo with secondary signature (partners, collaborations, consortiums, divisions, or initiatives) should only be used in instances where the identifier or partnership has been approved by the Marketing and Communications Office.

Secondary signatures should be one line when possible; if the length of the secondary signature necessitates a break to a second line, please contact the Minnesota State marketing and communications department for approval.

---

## Board of Trustees Seal



The Board of Trustees of the Minnesota State Colleges and Universities' official emblem is the board seal.

A screened seal is used as a design element on stationery templates, but is not to be used beyond the approved templates.



# Clear Space

**Clear Space: Vertical Logo**



**Clear Space: Horizontal Logo**




The logo must always be used as a provided file, and never typeset by the user, to ensure that the correct scale relationships and spacing are maintained.

Measure the clear space by using the banner width.

**Clear Space: Alternative Logo Option**



**Clear Space: Banner Icon**



# Clear Space

## Clear Space: Vertical Secondary Signature



## Clear Space: Horizontal Secondary Signature



The logo with secondary signature must always be used as a provided file, and never typeset by the user, to ensure that the correct scale relationships and spacing are maintained.

Measure the clear space by using the banner width.

# Minimum Logo Size

---

## Minimum Size: Vertical and Horizontal Logos



---

1.25" minimum width  
for vertical logo



---

1.5" minimum width  
for horizontal logo

Minimum size of the logos shall be no smaller than the sizes shown.

In special circumstances where it may be necessary to reproduce the logo smaller than the stated minimum, contact the Minnesota State Marketing and Communications Office for guidance and approval.

---

## Minimum Size: Alternative Logo Option and Banner Icon



---

1" minimum width  
for alternative logo  
option



---

0.2" minimum width  
for banner icon

# Minimum Logo Size

---

## Minimum Size: Logo with Secondary Signature



**MINNESOTA STATE**

Transportation Center of Excellence

---

1.25" minimum width  
for vertical logo

Width is determined by the Minnesota State logo, not the width of the secondary signature text.



**MINNESOTA STATE**

Transportation Center of Excellence

---

1.5" minimum width  
for horizontal logo

Width is determined by the Minnesota State logo, not the width of the secondary signature text.

Minimum size of the logo with secondary signature shall be no smaller than the sizes shown.

In special circumstances where it may be necessary to reproduce the logo smaller than the stated minimum, contact the Minnesota State Marketing and Communications Office for guidance and approval.

# Board of Trustees Seal

## Board of Trustees Seal



## Clear Space Around Seal



Measure clear space by using the banner width

The Board of Trustees of the Minnesota State Colleges and Universities' official emblem is the board seal. It will never function as a logo, but can be used as an ornamental device on ceremonial documents.

The seal should only be used in situations specifically approved by the Marketing and Communications Office. A screened Board of Trustees Seal is used as a design element on stationery templates, but is not to be used beyond the approved templates.

Minimum size of the seal shall be no smaller than .75" diameter.

## Minimum Size: Board of Trustees Seal



.75" minimum diameter

# Typography | Electronic Documents

## Primary Font

Calibri Regular

ABCDEFGHIJKLM  
NOPQRSTUVWXYZ  
abcdefghijklmnop  
qrstuvwxyz  
1234567890()/!?,.

## Secondary Font

Palatino Linotype

ABCDEFGHIJKLM  
NOPQRSTUVWXYZ  
abcdefghijklmnop  
qrstuvwxyz  
1234567890()/!?,.

Minnesota State has selected a set of standard fonts for system office employee use on all internally produced presentations, correspondence, and system stationery.

For electronic documents and screen-based presentations, Calibri is the primary font and Palatino Linotype is the secondary font.

# Typography | **Print and Digital Marketing Materials**

## Primary Marketing Font

### Circular STD

ABCDEFGHIJKLM  
NOPQRSTUVWXYZ  
abcdefghijklmnop  
qrstuvwxyz  
1234567890()/!?,.

## Secondary Marketing Font

### Archer

ABCDEFGHIJKLM  
NOPQRSTUVWXYZ  
abcdefghijklmnop  
qrstuvwxyz  
1234567890()/!?,.

Minnesota State has selected a set of fonts for creating professionally designed print and digital marketing materials for distribution to the public.

Circular is the primary marketing font and Archer is the secondary marketing font.

# Color | Primary and Secondary

## Primary Brand Color

### Minnesota State Blue



C: 100  
M: 55  
Y: 10  
K: 50

R: 0  
G: 60  
B: 102

#003c66

## Secondary Brand Color

### Minnesota State Green



C: 90  
M: 0  
Y: 93  
K: 5

R: 0  
G: 163  
B: 83

#00a353

The primary brand color, Minnesota State Blue, is the main expression of the brand. The logo should always be reproduced using this color, except when it is necessary to use black or white. The secondary brand color is used in support of the primary brand color and should be used in a manner that gives the primary, Minnesota State Blue, visual dominance.

Body copy should never be styled in green. Minnesota State Green should be limited to subtitles, headers, and secondary lines.



# Logo | Color Reproductions

## Solid Logo



## Reversed Logo



When reproduced in color, the logo should appear in the Minnesota State Blue or black. The logo should appear in white on dark backgrounds.

It is also acceptable to place the Minnesota State logo in a photograph. Make certain the photo has enough contrast between the type and image so the Minnesota State logo is clearly visible.

## Logo in a Photograph



# Integrity of the Mark | Unacceptable Reproductions

Logo




Do not substitute fonts in the elements

Logo



Do not tilt or break apart any of the elements

Logo with Secondary Signature



Do not reconfigure elements

The Minnesota State logo is the official mark of the system and system office and should be rendered accordingly with the utmost consistency and dignity.

It should never be tweaked, stretched, or otherwise manipulated.

Logo



Do not change the color of elements

Board of Trustees Seal



Do not crop elements

Board of Trustees Seal



Do not change the shape or skew elements or replace the ribbon element with the Board of Trustees Seal

## **03 | MEMBER COLLEGE AND UNIVERSITY CO-BRANDING**

# Co-Branding Introduction

What follows are rules for using a college or university brand along with the Minnesota State brand.

The college or university brand and the Minnesota State brand do not need to be side by side, especially when there is potential word duplication. To create a pleasing layout, use space and sizing of the Minnesota State logo to create visual separation.

There are two options for system identification, with a variety of applications. The next few pages explain how and when each should be used.

# Co-Branding Use Grid

This is a co-branding overview for college and university brands when used with the Minnesota State brand. More details follow in this section.

Medium	Logo	Option 1 Logo with Identifier	Option 2 Text-Only Identifier	Banner Icon (Logo Mark)	Seal	Corresponding Procedure 3.23.1
Publications		Required	Encouraged			Subpart B
Advertising and marketing materials	Required*	Required*	Required*			Subpart C
Website		Required	Encouraged			Subpart D
Entrance/monument signs	Required		Required			Subpart E
Campus construction project signs		Required				Subpart F
Letterhead, envelopes, and note cards			Required			Subpart G
Diplomas			Required		Encouraged	Subpart H
Merchandise				Encouraged		Subpart I

---

See procedures on the following pages

\* option to link to a landing page with Minnesota State logo and/or text identifier

# System Affiliation Identifier | Procedure 3.23.1

## Part 1. Purpose

This procedure establishes requirements for the implementation of Policy 3.23.

## Part 2. Implementation

### Subpart A. System affiliation identifier

Colleges and universities must use a system affiliation identifier, as provided in this procedure.

**Option 1** Minnesota State Logo, either the horizontal or vertical version, coupled with a school-specific text identifier. (see page 26)

**Option 2** Minnesota State text-only identifier: a. A member of Minnesota State; or b. A member of the Minnesota State system (if the college/university already has “Minnesota State” as part of the name). (see page 27)

**Option 3** Banner icon. (see page 28)

### Subpart B. Publications

Publications intended for external audiences, including, but not limited to, student recruitment materials, annual reports, alumni magazines, legislative publications, brochures, newsletters, news releases, and event programs, shall include an Option 1 system affiliation identifier on the front or back cover. In addition, colleges and universities are encouraged to more overtly affiliate with Minnesota State by using an Option 2 (text only) affiliation identifier on the cover near the college or university logo as shown in the definition examples. (see page 29)

### Subpart C. Advertising and marketing materials

All advertising, such as digital banners, digital audio, radio, billboards, newspaper, magazine, television ads, and marketing event signage materials, such as table skirts and recruitment booths, shall include a system affiliation identifier or link to a landing page with a system affiliation identifier. (see page 30)

### Subpart D. Website

The college or university website home page and other prominent pages shall contain at least one system affiliation identifier. Option 1 shall be used at the bottom of each page. In addition, colleges and universities are encouraged to more overtly affiliate with Minnesota State by using an Option 2 (text only) affiliation identifier at the top of web pages near the college or university logo as shown in the definition examples. (see page 31)

### Subpart E. Entrance/monument signs

The main entrance/monument signs for each campus, center, or other ongoing location of the college or university at which a sign is used shall contain a Minnesota State logo or Option 2 (text only) system affiliation identifier. (see page 32)

### Subpart F. Campus construction project signs

A sign erected to identify a campus construction project shall contain an Option 1 system affiliation identifier. (see page 33)

### Subpart G. Stationery

Letterhead stationery, envelopes, and note cards shall include an Option 2 (text only) system affiliation identifier. (see page 34)

### Subpart H. Diplomas

Diplomas shall include an Option 2 (text only) system affiliation identifier. Including the Board of Trustees Seal is optional, but encouraged. (see page 35)

### Subpart I. Merchandise

Colleges and universities are encouraged to include the banner icon on logo merchandise that includes the college or university name, such as jerseys, shirts, sweatshirts, pants, water bottles, and mugs, unless otherwise prevented by current contracts and licensing agreements. (see page 38)

## Part 3. Exigent Circumstances

The chancellor may waive the system affiliation identifier requirement under exigent circumstances, such as extraordinary expense.

## Part 4. Guidelines

The chancellor shall direct the chief marketing and communications officer to establish a brand standards manual addressing use of a system affiliation identifier.

# System Affiliation Identifier | Option 1

## Logo with a School-Specific Identifier

---



Minnesota State logo, either the horizontal or vertical versions, coupled with a school-specific text identifier.

The minimum font size for Option 1: Minnesota State logo with a school-specific identifier is 9 point. This logo will be provided by the Marketing and Communications Office and may be scaled to fit the needs of the member institutions.

Only if a college or university already has “Minnesota State” in its name, an additional option for a system identifier is: “A member of the Minnesota State system.”

The Option 1 identifier may be used in conjunction with the college’s or university’s Equal Opportunity/ Affirmative Action statement(s).

### Examples

---



# System Affiliation Identifier | Option 2

## Text-Only Identifier

---

When a member institution includes the system affiliation identifier on stationery, monument signs or together with its brand on websites, publications, and marketing materials, it is acceptable to use the following text-only identifier:

**“A member of Minnesota State”**

Or, if a college or university already has “Minnesota State” in its logo, an additional option for a system affiliation identifier is:

**“A member of the Minnesota State system”**

### Examples

---



A member of Minnesota State; or  
A member of the Minnesota State system (if the college/university already has “Minnesota State” as part of the name).

The minimum font size for Option 2: Minnesota State text-only identifier is 9 point. This logo will be provided by the Marketing and Communications Office.

The text-only system affiliation identifier may be formatted in the font and/or color of the member college’s or university’s brand.

For large scale materials, the identifier shall be clearly readable from a distance. It should be located above any potential landscaping or snow lines that may obstruct the view.



# System Affiliation Identifier | Option 3

## Banner Icon

---



The Minnesota State banner icon can be used on logo merchandise that includes the college or university name.

See minimum size requirements for the logos on page 14.

## Examples

---



# System Affiliation Identifier | Publications

## Example



A member of Minnesota State

The front cover is an example of  
Option 2: Minnesota State text-only identifier



**MINNESOTA STATE**

Normandale Community College,  
A member of Minnesota State

The back cover is an example of  
Option 1: Minnesota State logo  
with a school-specific identifier

Publications intended for external audiences, including, but not limited to: student recruitment materials, annual reports, alumni magazines, legislative publications, brochures, newsletters, news releases, and event programs shall include an Option 1: Minnesota State logo with a school-specific identifier on the front or back cover.

In addition, colleges and universities are encouraged to more overtly affiliate with Minnesota State by using an Option 2: Minnesota State text-only identifier on the cover near the college or university logo.

The minimum font size for both Option 1 and Option 2 identifiers is 9 point. These logos will be provided by the Marketing and Communications Office and may be scaled to fit the needs of the member institutions.

# System Affiliation Identifier | Advertising and Marketing Materials

## Examples



*This is an example of Option 1: Minnesota State logo with a school-specific identifier*



*This is an example of Option 2: Minnesota State text-only identifier*

All advertising, such as digital banners, digital audio, radio, billboards, newspaper, magazine, television ads, and marketing event signage materials, such as table skirts and recruitment booths, shall include a system affiliation identifier.

Choice of using an Option 1: Minnesota State logo with a school-specific identifier or an Option 2: Minnesota State text-only identifier.

The minimum font size for both Option 1 and Option 2 identifiers is 9 point. These logos will be provided by the Marketing and Communications Office and may be scaled to fit the needs of the member institutions.

For large scale materials, the identifier shall be clearly readable from a distance. It should be located above any potential landscaping or snow lines that may obstruct the view.

# System Affiliation Identifier | Website

## Example



This is an example of  
Option 2: Minnesota State text-only identifier

The college or university website home page and other prominent pages shall contain at least one system affiliation identifier.

Option 1: Minnesota State logo with a school-specific identifier shall be used at the bottom of every page and include a link back to the Minnesota State homepage.

The Option 1 identifier may be used in conjunction with the college's or university's Equal Opportunity/Affirmative Action statement(s).

In addition, colleges and universities are encouraged to more overtly affiliate with Minnesota State by using Option 2: Minnesota State text-only identifier at the top of web pages near the college or university logo.



Normandale Community College, A member of Minnesota State, is an affirmative action, equal opportunity educator and employer.

This is an example of  
Option 1: Minnesota State logo with a school-specific identifier used in conjunction with the college's Equal Opportunity/Affirmative Action statement.



# System Affiliation Identifier | Entrance/Monument Signs

## Examples



*This is an example of a sign incorporating the Minnesota State logo*

The main entrance/monument signs for each campus, center, or other ongoing location of the college or university at which a sign is used shall contain a Minnesota State logo or Option 2 (text only) system affiliation identifier.

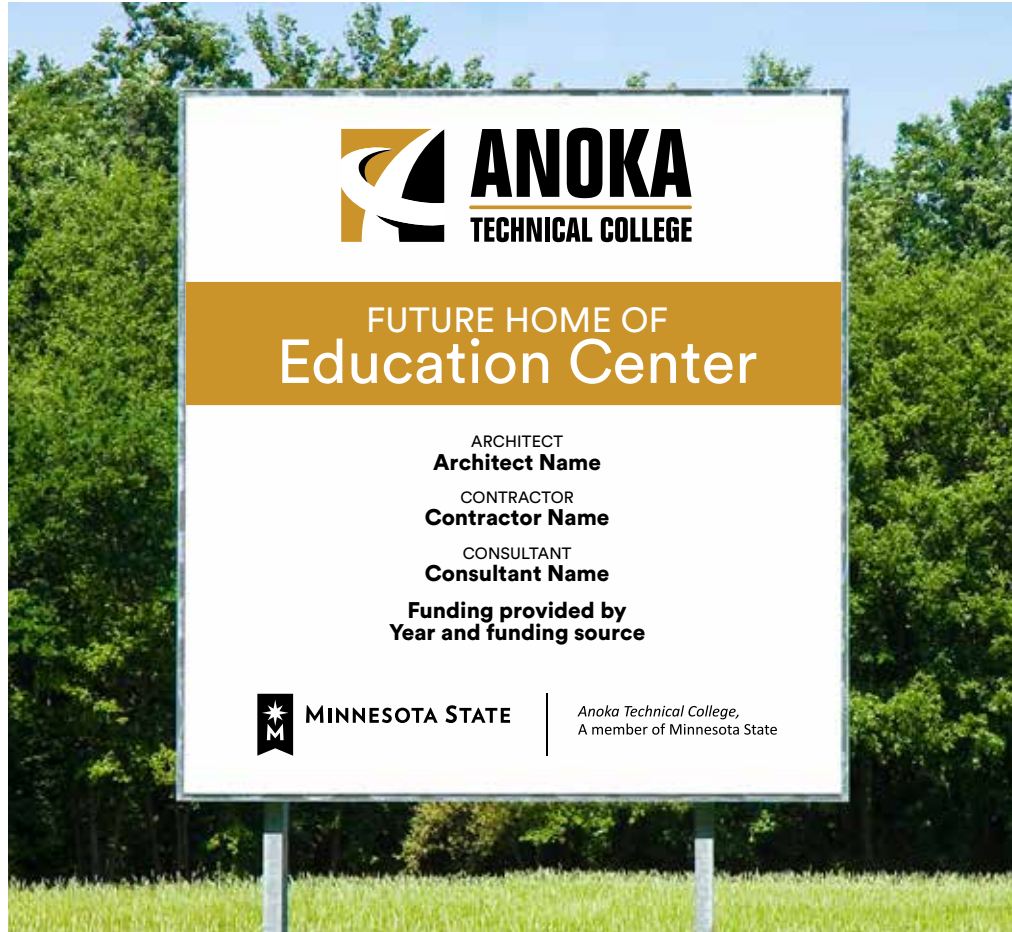
The text-only identifier shall be clearly readable from a distance. It should be located above any potential landscaping or snow lines that may obstruct the view.



*This is an example of Option 2: Minnesota State text-only identifier*

# System Affiliation Identifier | Campus Construction Project Signs

## Example



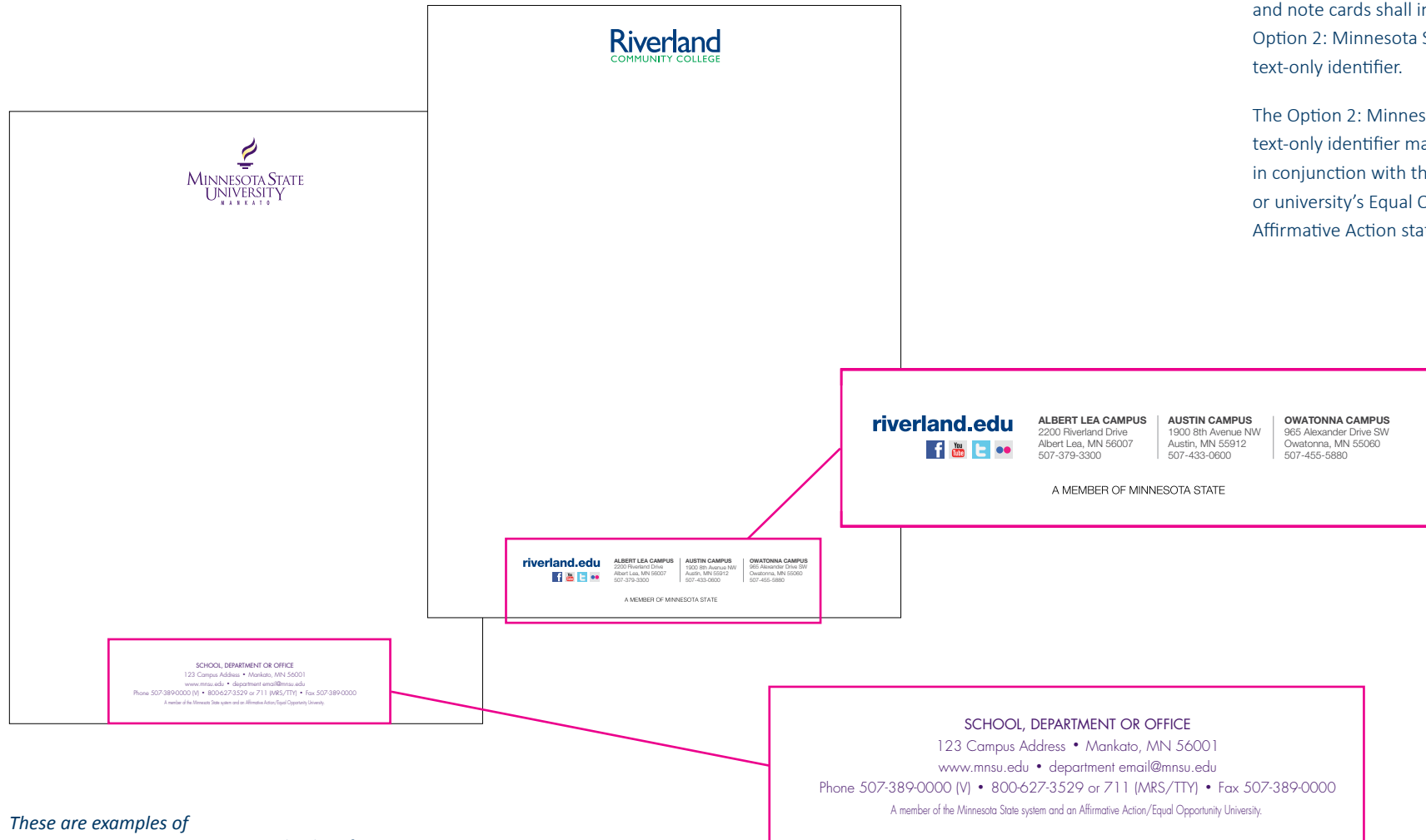
*This is an example of  
Option 1: Minnesota State logo with a school-specific identifier*

A sign erected to identify a campus construction project shall contain an Option 1: Minnesota State logo with a school-specific identifier.

The Option 1 identifier shall be clearly readable from a distance. It should be located above any potential landscaping or snow lines that may obstruct the view.

# System Affiliation Identifier | Stationery

## Examples



Letterhead stationery, envelopes, and note cards shall include an Option 2: Minnesota State text-only identifier.

The Option 2: Minnesota State text-only identifier may be used in conjunction with the college's or university's Equal Opportunity/Affirmative Action statement(s).

These are examples of Option 2: Minnesota State text-only identifier

# System Affiliation Identifier | Diplomas

Diplomas shall include an Option 2: Minnesota State text-only identifier centered at the bottom of the document.

Colleges or universities with “Minnesota State” in their name can use the alternate text identifier, “A member of the Minnesota State system.”

The minimum font size for Option 2: Minnesota State text-only identifier is 9 point. The Board of Trustees Seal paired with the text-only identifier can be provided by the Marketing and Communications Office and may be scaled to fit the needs of the member institutions.

The text-only system affiliation identifier may be formatted in the font and/or color of the member college’s or university’s brand.

Use of the Board of Trustees Seal is optional, but encouraged. Minimum size of the seal shall be no smaller than .75" diameter.

Additional details and required items are on the following pages.

Please review placement with the Marketing and Communications Office.





# System Affiliation Identifier | Diplomas

## Required items for Minnesota State diplomas:

- 1. Board chair's signature.** The current board chair is Michael Vekich.  
A JPG file of the current board chair's signature is available upon request.

**First line:** Board chair's signature artwork  
**Second line:** Minnesota State Colleges and Universities  
**Third line:** Chair, Board of Trustees



Minnesota State Colleges and Universities  
Chair, Board of Trustees

---

- 2. Institution president's signature.**

**First line:** Institution president's signature  
**Second line:** Name of institution  
**Third line:** Title

---

- 3. Identify your institution on the diploma as a member of Minnesota State:**

Any font can be used when using the text-only identifier  
(co-brand Option 2), but it must read as stated below:

**A member of Minnesota State**

or

**A member of the Minnesota State system**

(If "Minnesota State" is already in the college/university name)

# System Affiliation Identifier | Diplomas

## Optional items for Minnesota State diplomas:

- 1. Chancellor's signature.** The current chancellor is Steven J. Rosenstone. A JPG file of the current chancellor's signature is available upon request. If you choose to include the chancellor's signature on your diplomas, it should appear as follows:

<b>First line:</b>	Chancellor's signature artwork
<b>Second line:</b>	Minnesota State
<b>Third line:</b>	Chancellor



Minnesota State  
Chancellor

---

## 2. Board of Trustees Seal

The Board of Trustees Seal can be included on your diplomas. The seal should be used with the text-only identifier.



A MEMBER OF MINNESOTA STATE

*Example: Optional use of the seal with the required Option 2: Minnesota State text-only identifier*

# System Affiliation Identifier | Merchandise



Colleges and universities are encouraged to include the Minnesota State banner icon on logo merchandise that includes the college or university name, such as jerseys, shirts, sweatshirts, pants, water bottles, and mugs, unless otherwise prevented by current contracts and licensing agreements.

The Minnesota State banner icon can be used by itself on logo apparel and merchandise, and in select social media situations. Any other instances where the icon appears either partially or in its entirety must be approved by the Marketing and Communications Office.

See minimum size guide for the logos on page 14.

# System Affiliation Identifier | Rollout

## June 2016

- Board resolution
- First read of Board Policy 3.23
- Circulate draft of System Procedure 3.23.1 for consultation

## Ongoing

- Use letterhead and collateral with old system logo

## July-August 2016

- Consultation on System Procedure 3.23.1
- System office identity change

## September 1, 2016 (or earlier)

- Implement System Procedure 3.23.1
- Revise electronic letterheads to include new Minnesota State logo
- New Minnesota State logo on newly printed mailers and brochures

## October 2016

- Second reading of Board Policy 3.23

## January 31, 2017

- Change look of current Minnesota State website to reflect new brand

## June 30, 2017 (or earlier)

- Change monument signs with old identity to new Minnesota State system affiliation identifier
- All logo merchandise and apparel includes Minnesota State system affiliation identifier

## June 30, 2018 (or earlier)

- Change monument signs without any system identity to include new Minnesota State system affiliation identifier

*Note: Exhaust current print supplies before updating branding*

## 04 | MINNESOTA STATE TRANSFER PATHWAYS

# Transfer Pathways Mark

---

## Primary Mark: Vertical



## Primary Mark: Horizontal



Transfer Pathways is a program mark. It can be used in both vertical and horizontal formats.

The mark can be used with the Minnesota State logo, or with member college and university logos.

The text should never be deleted from the mark.

Minimum size of the mark shall be no smaller than the sizes shown.

In special circumstances where it may be necessary to reproduce the mark smaller than the stated minimum, contact the Minnesota State marketing and communications office for guidance and approval.

# Transfer Pathways Minimum Size and Clear Space

## Minimum Size



.8625" Minimum mark width



1.125" Minimum mark width

The Transfer Pathways mark must always be used as a provided file, and never typeset by the user, to ensure that the correct scale relationships and spacing are maintained.

Measure the clear space by using the letters "PAT" from the Transfer Pathways mark.

## Clear Space Around Mark



Measure clear space by using the "PAT" in Pathways



Measure clear space by using the "PAT" in Pathways

# Transfer Pathways Use with Minnesota State Logo



The Transfer Pathways mark, either the horizontal or vertical versions, can be coupled with the Minnesota State logo when necessary.

Shown are examples of how the Minnesota State brand should be used in conjunction with the Transfer Pathways mark.

In the horizontal version, separate the logo and mark with a blue line. In both horizontal and vertical versions, use the banner to define the clear space.

## Clear Space



Measure clear space by using the banner width



Measure clear space by using the banner width



# Transfer Pathways Use with Member Logos



The Transfer Pathways mark, either the horizontal or vertical versions, can be coupled with a member logo when necessary.

Shown are examples of how member logos should be used in conjunction with the Transfer Pathways mark.

In the horizontal version, separate the logo and mark with a blue line. In both horizontal and vertical versions, use the "PAT" in Pathways to define the clear space.

## Clear Space



Measure clear space by using the "PAT" in Pathways



Measure clear space by using the "PAT" in Pathways

# Transfer Pathways | Publications

Starting at a Minnesota State college and considering transfer? Plan now to save time and money later. Check out a few of the transfer programs available through Minnesota State, or visit [MinnState.edu](http://MinnState.edu) for details.



**EXPLORE TRANSFER PATHWAYS:** Minnesota State offers transfer pathways that allow you to complete a specific associate degree and transfer to any of the seven Minnesota State universities.\* If you complete a Transfer Pathway degree at a Minnesota State college and are admitted to a state university, you will be guaranteed junior status and given assurance that all 60 college credits will count toward the related bachelor's degree.\*\*

**GET TO KNOW THE TWIN CITIES BACCALAUREATE PROGRAM:** The seven state universities offer selected bachelor degree programs that can be completed at various community colleges in the Twin Cities metro area, allowing you to earn your degree from a university without leaving the comfort of the college campus setting. See the complete inventory of degree programs and participating colleges and universities on [PAGE 48](#).

**LEARN ABOUT THE MINNESOTA STATE TRANSFER GUARANTEE:** If you complete the Minnesota Transfer Curriculum and earn an associate of arts (AA) degree from any Minnesota State college with a minimum 2.0 GPA<sup>1</sup>, you are guaranteed admission to any of the seven state universities with junior year status.\*\*

\* Universities within the Minnesota State system include Bemidji State University; Metropolitan State University; Minnesota State University, Mankato; Minnesota State University Moorhead; Southwest Minnesota State University; St. Cloud State University; and Winona State University.

\*\* A student must still meet any special admission requirement for the major and is not guaranteed admission into the major itself.

<sup>1</sup> Winona State University requires a minimum 2.4 GPA for AA degrees to be accepted.

## WANT TO LEARN MORE?

Our colleges and universities are staffed with many people who can help you find a direction that is right for you. Talk to a transfer specialist, visit a college or university in person, or visit [MinnState.edu](http://MinnState.edu) or [transferology.com](http://transferology.com) to learn more.



## WHAT WILL TRANSFER?

### AA – ASSOCIATE OF ARTS DEGREE

Designed to transfer into liberal arts four-year majors.

### AS – ASSOCIATE OF SCIENCE

Two-year program designed for transfer into a specific four-year major and will likely require completing additional general education courses at a university.

### AFA – ASSOCIATE OF FINE ARTS

Two-year program designed for transfer into a specific four-year major and will likely require completing additional general education courses at a university.

### AAS – ASSOCIATE OF APPLIED SCIENCE

Two-year program for a specific occupation. Not designed for transfer.\*

### DIPLOMAS AND CERTIFICATES

Industry-driven and defined programming designed for immediate entry into the workplace. Not designed to transfer.

\* While not primarily designed for transfer, individual colleges and universities may accept these courses.

MINNESOTA STATE  
Education



## TRANSFER PATHWAYS

Example of Transfer Pathways mark within a publication

# Transfer Pathways | Advertising and Marketing Materials

 **Minnesota State**  
Sponsored · 

 Like Page

Transfer Pathways allow you to complete a specific associate degree and transfer to any of the seven Minnesota State universities.







MINNSTATE.EDU


**Check out your options today!**







*Examples of Transfer Pathways  
mark for digital ads*

 **Winona State University**  
Sponsored · 

 Like Page

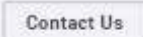
If you completed a Transfer Pathways associate degree, you can transfer all 60 credits to Winona State University with a junior status.





WINONA.EDU

**Contact us today for more information!**



# Transfer Pathways | Minnesota State Website

**MINNESOTA STATE**

ADMISSIONS PROGRAMS CAMPUSES CAREERS ASK US Q

## Minnesota State Transfer Pathways

**TRANSFER PATHWAYS**

Minnesota State Transfer Pathways are designed so you can complete a specific associate degree at a Minnesota State college and transfer to a Minnesota State university to earn a bachelor's degree without losing credits or taking extra courses. Transfer Pathways can be a great resource for saving time and money as you work toward graduation.

**How Transfer Pathways Work**  
If you complete a Transfer Pathway degree program at a Minnesota State college and are admitted to any of the 7 Minnesota State universities, you will be guaranteed junior status and given assurance that all 60 college credits will count toward the related bachelor's degree.

*A student must still meet any special admission requirement for the major and is not guaranteed admission into the major itself.*

**Is a Minnesota State Transfer Pathway program right for you?**  
A Minnesota State Transfer Pathway program might be right for you if one or more of the following is true:

- You plan on attending a Minnesota State college
- You plan on transferring to a Minnesota State university
- You know (or have a general idea) of your major

**Interested in Transfer Pathways? Here's how to get started:**

- **Get to know Minnesota State.** Many of the 37 Minnesota State colleges and universities offer Transfer Pathways options. For more information, visit the websites of the colleges or universities listed below or our [campus map](#).
- **Talk to an advisor at your college or university.** Your Minnesota State college and university are staffed with

Admissions Overview

Admissions Requirements

How to Apply

Transfer Information

Tuition and Fees

Financial Aid

Military and Veterans

Special Programs

Student Resources

Academic Calendars



*Example of Transfer Pathways mark on Minnesota State website*

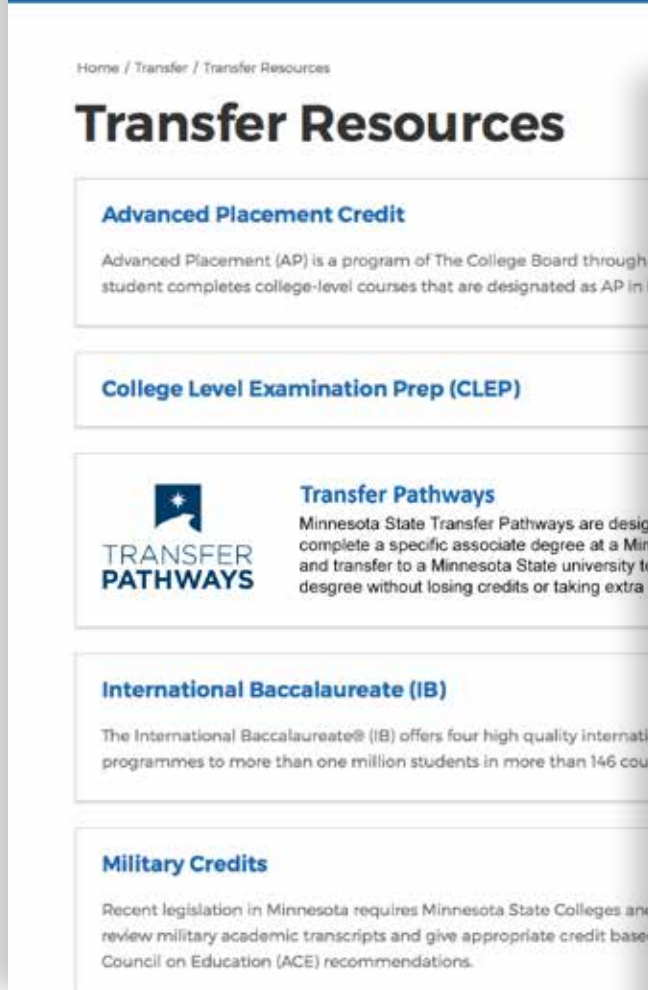


# Transfer Pathways | Member Website



**TRANSFER  
PATHWAYS**

Examples of Transfer Pathways marks on member websites



## **05 | MINNESOTA STATE STYLE AND WRITING GUIDE**

# Style and Writing Guide Introduction

This Minnesota State Style and Writing Guide, in companionship with the Minnesota State Brand Identity Manual, provides directions for the visual, written, and verbal articulation of the Minnesota State brand, as well as specific directions for using the brand in tandem with member institution names and identities, and system partnerships, collaborations, consortiums, and initiatives.

# Writing About the System

Official system name	Our legal name – “Minnesota State Colleges and Universities” – should only be used by the Board of Trustees, by member institutions for ceremonial documents, and as a first reference in contracts and legal documents. For all other instances, and upon second reference in contracts and legal documents, use “Minnesota State.”
Minnesota State	“Minnesota State” should be spelled out and pronounced in full at all times. Abbreviations such as <i>MN State</i> , <i>Minn State</i> , or <i>M State</i> are not allowed, except for the website URL and email addresses. Minnesota State never takes a possessive form, as in <i>Minnesota State’s</i> .
MnSCU	Discontinue the use of the acronym “MnSCU” in all written and oral correspondence.
Colleges and universities of the system	The preferred way to refer to the colleges and universities of the Minnesota State system in writing is <i>the colleges and universities of Minnesota State</i> . If, for purposes of sentence structure, the preferred way isn’t an option, an acceptable alternative is <i>Minnesota State colleges and universities</i> , with a lower case “c” and “u,” or <i>system colleges and universities</i> .
System	Where possible, substitute <i>colleges and universities</i> for <i>system</i> . <i>System</i> is defined in Board Policy 1A.1 as “Minnesota State College and Universities, including the Board of Trustees and its colleges, universities, and system office.”
System office	When the need arises to include the system office as a separate entity, identify it last: <i>colleges, universities, and the system office</i> . Always use lower case unless the sentence begins with <i>system office</i> .
Systemwide	Avoid the use of <i>systemwide</i> . Instead, use <i>across the colleges and universities</i> .
Office of the Chancellor	Refers to the chancellor, the chief of staff, and their support staff, and is not synonymous with <i>system office</i> .
First person	Use pronouns, <i>e.g.</i> , <i>our colleges and universities</i> .
Consolidated college	Use <i>consolidated college</i> rather than <i>combined college</i> per Board Policy 1A.1.
Equal Opportunity and Affirmative Action Statement	This document is available in alternative formats to individuals with disabilities. To request an alternate format, contact Human Resources at 651-201-1845. Individuals with hearing or speech disabilities may contact us via their preferred Telecommunications Relay Service. <i>Minnesota State is an affirmative action, equal opportunity employer and educator.</i>



# Writing About Minnesota State

## Constituents and Community Members

Board of Trustees	<ol style="list-style-type: none"> <li>Both <i>board</i> and <i>Board of Trustees</i> are singular. <ul style="list-style-type: none"> <li><i>The board has sole authority to approve the amendment.</i></li> <li><i>The Board of Trustees has sole authority to approve ...</i></li> </ul> </li> <li>When used as an adjective, <i>Board of Trustees</i> should be replaced with <i>board</i>. <ul style="list-style-type: none"> <li><i>The board policy (not the Board of Trustees policy).</i></li> </ul> </li> <li>Capitalize <i>Board Policy</i> only when citing a specific board policy. <ul style="list-style-type: none"> <li><i>Board Policy 1A.1.</i></li> </ul> </li> </ol>
Acting/Interim	<ol style="list-style-type: none"> <li>Use <i>acting</i> when an individual temporarily carries out the responsibilities of another individual.</li> <li>Use <i>interim</i> when an individual carries out responsibilities for an intervening or provisional period.</li> <li>Always lower case except when used in a title before a name, e.g., <i>Acting Dean Gutierrez; Interim President Hodon.</i></li> </ol>
Alumni	<ul style="list-style-type: none"> <li><i>alumna</i>: a woman graduate</li> <li><i>alumnus</i>: a male graduate</li> <li><i>alumnae</i>: a group of women graduates</li> <li><i>alumni</i>: a group of male graduates, or a group of male and female graduates</li> </ul>
Campus	A campus is a subset of a college or university, often one of multiple campuses. Do not use <i>campus</i> as a synonym for <i>college</i> or <i>university</i> .
Departments	Department names are upper case: <i>Department of Classics</i>
Ethnic and national groups and associated adjectives	<p>Names of ethnic and national groups are capitalized. Adjectives associated with these names are also capitalized.</p> <ul style="list-style-type: none"> <li>African Americans; African American culture</li> <li>American Indians; an American Indian (Note: the Minnesota State preference is American Indian, not Native American)</li> <li>Asians; Asian influence in the West; an Asian American</li> <li>Caucasians; a Caucasian</li> <li>Chicanos; a Chicano; a Chicana</li> <li>Hispanics; a Hispanic</li> <li>Latinos; a Latino; a Latina; Latino immigration</li> <li>Native Americans; Native American poetry</li> </ul>
Faculty	<p>Treat as plural: <i>The faculty are to be included in the discussions.</i></p> <p>When singular, use faculty member: <i>Each faculty member may participate.</i></p>
Majors	Majors are lower case, except for English and foreign languages: <i>He majored in economics; she majored in German.</i>

# Formal Names and Academics

## Minnesota State College and University Names, per Board Policy 1A.11

Formal Name	Second reference
Alexandria Technical and Community College*	ATCC (not “Alex Tech”) verbally or written, except when referencing URL
Anoka Technical College	Anoka Tech
Anoka-Ramsey Community College	Anoka-Ramsey (not “ARCC”)
Bemidji State University	Bemidji State (BSU is acceptable for use with the name of a group [e.g., <i>BSU Foundation</i> ], for marketing materials, and the Web)
Central Lakes College	CLC
Century College	Century
Dakota County Technical College	DCTC
Fond du Lac Tribal and Community College*	FDLTCC (for internal docs and social media)
Hennepin Technical College	HTC
Inver Hills Community College	Inver Hills
Lake Superior College	LSC
Metropolitan State University	Metropolitan State (not “Metro State”) verbally or written, except when referencing URL
Minneapolis Community and Technical College	MCTC
Minnesota State College Southeast	MSC Southeast (written) Southeast (verbal); if acronym is needed, use MSCS
Minnesota State Community and Technical College	M State (not “MSCTC”; never use “&”)
Minnesota State University, Mankato	Minnesota State Mankato
Minnesota State University Moorhead	MSU Moorhead, MSUM
Minnesota West Community and Technical College*	Minnesota West, MW, or MWCTC

\* Indicates the college uses an “&” in place of “and” in their official brand name

# Formal Names and Academics

**Minnesota State College and University Names, per Board Policy 1A.11 (continued)**

Formal Name	Second reference
Northwest Technical College	NTC
Normandale Community College	Normandale (not “NCC”)
North Hennepin Community College	NHCC
Northeast Higher Education District** Hibbing Community College Itasca Community College Mesabi Range College Rainy River Community College Vermilion Community College	NHED HCC ICC Mesabi Range, MRC Rainy River, RRCC Vermilion, VCC
Northland Community and Technical College*	Northland (NCTC for internal use)
Pine Technical and Community College*	PTCC (not “Pine Tech”)
Ridgewater College	Ridgewater
Riverland Community College	Riverland
Rochester Community and Technical College	RCTC (never use “&”)
Saint Paul College	The full legal name “Saint Paul College–A Community & Technical College,” if not used in first reference, must be used in second or third. Do not use “SPC”
St. Cloud State University	St. Cloud State; avoid SCSU, unless space is an issue
St. Cloud Technical and Community College*	SCTCC
South Central College	SCC
Southwest Minnesota State University	SMSU
Winona State University	Winona State, WSU

\* Indicates the college uses an “&” in place of “and” in their official brand name

\*\* The Northeast Higher Education District is a single entity made up of five independently accredited colleges

# Academic Degrees

cum laude, magna cum laude, summa cum laude, and with distinction	Do not italicize; lowercase
associate/associate's	<ul style="list-style-type: none"> <li>• <i>She has an associate degree.</i> (Without an apostrophe. Not <i>associate's degree.</i>)</li> <li>• <i>He has an associate's in accounting.</i> (With an apostrophe. Not <i>associate in accounting.</i>)</li> </ul>
bachelor/bachelor's/ baccalaureate	<ul style="list-style-type: none"> <li>• <i>She has a bachelor's degree.</i> (With an apostrophe)</li> <li>• <i>He has a bachelor's in accounting.</i> (With an apostrophe)</li> <li>• <i>She has a bachelor of arts degree.</i> (No apostrophe)</li> <li>• <i>She has a baccalaureate degree; he has a baccalaureate.</i></li> </ul>
master/master's	<ul style="list-style-type: none"> <li>• <i>He has a master's degree.</i> (With an apostrophe)</li> <li>• <i>She has a master's in accounting.</i> (With an apostrophe)</li> <li>• <i>He has a master of public health degree.</i> (No apostrophe)</li> </ul>
doctorate/doctoral degree	<ul style="list-style-type: none"> <li>• <i>She has a doctoral degree.</i></li> <li>• <i>He has a doctorate in accounting.</i></li> </ul>

**In board policy, academic degrees are lower case. When abbreviated, use upper case letters without periods.**

**Here are some common examples:**

AA	associate of arts	EdD	doctor of education
AAS	associate of applied science	MA	master of arts
AFA	associate of fine arts	MBA	master of business administration
AS	associate of science	MEM	master of engineering management
BA	bachelor of arts	MFA	master of fine arts
BAS	bachelor of applied science	MM	master of music
BES	bachelor of elective studies	MMIS	master of management information systems
BFA	bachelor of fine arts	MPA	master of public administration
BM	bachelor of music	MPNA	master of public and nonprofit administration
BS	bachelor of science	MS	master of science
BSE	bachelor of science in engineering	MSADT	master of science in advanced dental therapy
BT	bachelor of technology	MSN	master of science in nursing
DBA	doctor of business administration	PsyD	doctor of psychology
DNP	doctor of nursing practice		

# Proofreader's Checklist | Minnesota State Terminology

As a general rule, capitalize personal nouns, otherwise do not capitalize. Examples:

Not capitalized	Capitalized
board	Board of Trustees
board policy	Board Policy (when citing specific policy)
commencement	Department of <Subject>
cum laude and other honors	
internet	
intranet	
names of academic subjects ( <i>geography</i> )	
student status ( <i>freshman</i> )	
system office	
titles ( <i>chair, chancellor, president</i> )	
web, web page, website	

## Hyphens

Not hyphenated	Hyphenated	Two Words
coursework	campus-wide	Work plan
database	e-commerce	
email	e-learning	
mid ( <i>e.g., midterm</i> )	60-credit	
multi ( <i>e.g., multicultural</i> )		
non ( <i>e.g., nontraditional</i> )		
off campus ( <i>She lives off campus.</i> )	off-campus housing ( <i>She lives in off-campus housing.</i> )	
on campus ( <i>He lives on campus.</i> )	on-campus housing ( <i>She lives in on-campus housing.</i> )	
online		
postsecondary		
statewide		
underrepresented		

# General Guidelines for Punctuation

Apostrophes	Do not use an apostrophe to designate a plural with acronyms or numerals, <i>e.g., CAOs, CFOs, 1990s</i> .
Commas	<p>Include a comma after <i>i.e.</i> and <i>e.g.</i> (<i>e.g., as reflected here</i>).</p> <p>Include a comma after the year in dates: <i>Approved on May 6, 2014, the policy was retroactive.</i></p> <p>Use the serial (or Oxford) comma (<i>A, B, and C</i> rather than <i>A, B and C</i>): <i>The policy covered students, faculty, and staff. Would you like coffee, tea, or soda?</i></p>
Periods and parentheses	<p>If the sentence within the parentheses is a complete sentence, the period goes within the parentheses: (<i>This is a complete sentence, so the period is inside the parentheses.</i>)</p> <p>If the sentence within the parentheses is not a complete sentence, the period goes outside of the parentheses (<i>for example, in this sentence</i>).</p>
Periods	Place only one space after a sentence, not two spaces.
Numbers	<p>Spell out numbers zero through nine. Use numerals for 10 and greater.</p> <p>Spell out numbers when they begin a sentence.</p>
Symbols	<p>Ampersand (&amp;): Use <i>and</i> rather than the ampersand symbol, except when referencing colleges or universities whose brand uses an “&amp;” (<i>see: formal names of Minnesota State colleges and universities</i>).</p> <p>Percent (%): Use <i>percent</i> instead of the % symbol.</p>

# Formatting Accessible Documents

**Documents for Minnesota State should be accessible for all users, including those with visual impairments. Keep these tips in mind to create documents that are easy for everyone to use.**

- 1. Use headers** to enable screen readers to identify new topics or sections
  - DO** Highlight title and select the appropriate header from the styles menu on the navigation bar
  - DON'T** Manually create a header by selecting the font, color, size, etc.
- 2. Create 'Alt Text' for all images** so users of screen readers know what the image represents
  - DO** Add a short descriptive phrase such as “decorative image” or “photo of students in a lab”  
(Visit this Microsoft site for a tutorial on adding alt text:  
<https://support.office.com/en-us/article/Add-alternative-text-to-a-shape-picture-chart-table-SmartArt-graphic-or-other-object-44989b2a-903c-4d9a-b742-6a75b451c669?ui=en-US&rs=en-US&ad=US>)
- 3. Use formatting tools** to make the document easy for screen readers to navigate
  - DO** Use the tab key and paragraph menu on the navigation bar to format paragraphs and pages
  - DON'T** Use the space bar to indent paragraphs or repeatedly use the enter key to start a new page
- 4. Describe hyperlinks** to explain where the link will take the reader
  - DO** Create a hyperlink with a short description such as “find information on your financial aid choices” or “link employee self-service”
  - DON'T** Use “click here” or similar phrases that don’t explain where the link will go
- 5. Use header rows with tables** to provide context for users of screen readers  
The first line of a table should describe what each column contains
- 6. Promote readability**
  - DO** Use high contrast text, minimal or no backgrounds, and colors that are easy to read
  - DON'T** Use bright colors, textured backgrounds, distracting watermarks, and red/green or red/black combinations that are difficult for color-blind users to read

## Learn More

Below are tips for creating an accessible document:

- **Test Word documents for accessibility:** Select: File > Info > Inspect Document/Check for Issues > Check Accessibility
- **State of Minnesota resources:** <http://mn.gov/mnit/programs/policies/accessibility/>

# Contact Information

For more information about the Minnesota State Brand Identity Manual, please contact the Minnesota State Marketing and Communications Office.

## **Marketing and Communications Office**

MarComm@MinnState.edu

651-201-1830