

ADD OR REMOVE SCHOOLS FROM YOUR FAFSA

@ studentaid.gov

Navigate to www.studentaid.gov

Log in with your FSA ID and password

Federal Student Aid
AN OFFICE OF THE U.S. DEPARTMENT OF EDUCATION

FAFSA® Form ▾ Loans and Grants ▾ Loan Repayment ▾ Loan Forgiveness ▾ **Log In | Create Account** 🔍

Create and Manage Your StudentAid.gov Account

[Create an Account](#) **Log In**

POPULAR TOPICS

- [Apply for Aid Using the FAFSA® Form >](#)
- [Complete a *Master Promissory Note* \(MPN\) >](#)
- [Apply for a Direct PLUS Loan >](#)
- [Learn About Public Service Loan Forgiveness >](#)
- [View Your Loan Information >](#)

Once you complete the login verification, you will be taken to your Dashboard.

Select My Activity from the drop-down menu next to your name in the upper right corner or scroll down to the My Activity section.



The screenshot displays the Federal Student Aid dashboard interface. At the top, the navigation bar includes the logo, 'FAFSA® Form', 'Loans and Grants', 'Loan Repayment', and 'Loan Forgiveness'. A user profile icon in the top right corner has a dropdown menu open, with 'My Activity' highlighted by a red circle. The main content area is titled 'Dashboard' and features a 'My Aid' section with a green checkmark icon and the text 'Your loan balance is'. To the right is a 'Grants' section with a green donut chart showing 'Total Disbursed' and 'Pell Grant'. A 'Quick Links' sidebar on the right lists various tools like 'Track Your PSLF Progress' and 'Loan Simulator'. At the bottom, a 'My Activity' section is highlighted with a red circle, containing a 'View All Activity >' link.

On the My Activity screen, choose the FAFSA you would like to send to another school.

NOTE: Parent Contributors cannot add or remove schools from their child's FAFSA

My Activity

Currently Active

2025–26 FAFSA® Form: Parent Contributor	
✓ Processed Submitted: 11/27/2024	
2024–25 FAFSA® Form: Parent Contributor	
✓ Processed Submitted: 04/27/2024	
2024–25 FAFSA® Form	
✓ Processed Submitted: 07/16/2024	


On the right side, click on the Action button. Then select Add or Remove Schools from the drop-down list.

My Activity > FAFSA Form

2024–25 Free Application for Federal Student Aid (FAFSA®) Form Details

Processed

FAFSA® Information

Student	Data Release Number (DRN)	Submission Number
		

Actions ⋮

- Add or Remove Schools
- Make Corrections
- View FAFSA Submission Summary

Status Tracker

- ✓ FAFSA® Correction Started
Started on Jul 16, 2024
- ✓ FAFSA® Correction Submitted
Submitted on Jul 16, 2024
- ✓ FAFSA® Correction Processed
Processed on Jul 16, 2024

Started on Jul 16, 2024 | Processed on Jul 16, 2024

More Resources

- Understand Financial Aid
- FAFSA Landing Page

Correct Your FAFSA[®] Form

Before You Start

If you made a mistake reporting information on the FAFSA form, you'll need to make a correction. Be ready with your personal information and any documents you may need.

- Only update fields that are incorrect.
- Based on the corrections you make, your eligibility for federal student aid and/or the estimated aid amounts may change.
- After you submit your correction, your school may reach out to you for more information.

Cancel

Add or Remove Schools

Review the informational screen, then click on the Add or Remove Schools button

The next screen displays the schools that you originally sent your FAFSA to. You can choose to remove a school here, or search for other schools to have your FAFSA sent to.

- Personal Circumstances
- Demographics
- Financials
- 4 Colleges**
- 5 Signature


Selected Colleges and Career Schools

These are the colleges and career schools that you've selected to receive the FAFSA[®] form.

Review this list of schools and confirm your selection(s).

School List Guidelines for Minnesota Residents

To be eligible for state grant aid in Minnesota, you must list an eligible in-state college. The order of schools in your college list will not impact your eligibility for state aid programs.

 1 out of 20 schools selected

Showing 1 to 1 of 1

Riverland Community College
Austin, Minnesota (MN)

Federal School Code
002335

 Remove

View Info

 Search and Select More Schools

Previous


Continue

Where should we send the FAFSA® information?

Search and select colleges and career schools.

If you can't find your school when searching by School Name or State, try searching by School Code.

You must add at least one college or career school to the FAFSA® form. You can add up to 20 schools. Make sure to list all the schools you're considering, even if you're not certain you'll apply to all of them. You can add or delete schools on your FAFSA form later. [Find tips for searching for colleges or career schools.](#)

 1 out of 20 schools selected [View Selected Schools](#)

Search by State Enter School Code

State

 Search

Previous

Continue

Begin the search by entering the state and then the city. You can click on the Search button then or start typing Riverland into the School Name field and clicking on the full name when it appears.

Search by State Enter School Code

State


Minnesota (MN)

City

optional

Riverland Community College

Riverl 

 Search

[Search by State](#)

Enter School Code

State

Minnesota (MN)

City

optional

Austin

School Name

optional

Riverland Community College

**Riverland Community
College**

Austin, Minnesota (MN)

Federal School Code
002335

+ Select

[Search and Select More Schools](#)

Click on the Select button to the right of the school's name.

Click the Continue button once you are done adding schools.

**Riverland Community
College**

Austin, Minnesota (MN)

Federal School Code
002335

✓ Selected

[Search and Select More Schools](#)

Previous

Continue

✓ 1 out of 20 schools have been selected


Selected Colleges and Career Schools

These are the colleges and career schools that you've selected to receive the FAFSA® form.

Review this list of schools and confirm your selection(s).

School List Guidelines for Minnesota Residents

To be eligible for state grant aid in Minnesota, you must list an eligible in-state college. The order of schools in your college list will not impact your eligibility for state aid programs.

 1 out of 20 schools selected

Showing 1 to 1 of 1

Riverland Community College
Austin, Minnesota (MN)

Federal School Code
002335

 Remove | [View info](#)

 Search and Select More Schools


Previous

Continue

Review the selected schools and click the Continue button.

Click the Continue button on the next screen.

FAFSA® FORM 2024-25  Student

 Save | [FAFSA Menu](#)


You're Almost Done!

Select "Continue" to sign and complete the correction.



Student Section

Expand All

 Section 3
Financials

Make More Changes

Continue

Review the disclosure.

The screenshot shows the top of the FAFSA 2024-25 Student form. At the top left is the FAFSA logo and 'FORM 2024-25'. To the right is a 'Student' profile icon. Further right are 'Save' and 'FAFSA Menu' buttons. Below this is a progress bar with five steps: 'Personal Circumstances', 'Demographics', 'Financials', 'Colleges', and 'Signature'. The 'Signature' step is highlighted with a blue circle and the number '5'. Below the progress bar is the heading 'Sign and Submit the FAFSA® Form' with an information icon. A light green box contains the following text:

Summary

This page confirms that you understand the terms and conditions of the FAFSA® form and filled out the form accurately to the best of your ability.

The FAFSA form is a legal document you will electronically sign with your account username and password (FSA ID). Because your FSA ID is associated with your personal information, do not share it with anyone.

Scroll to the end of the disclosure, check the box then click on the Sign and Submit button.

The screenshot shows the 'Sign and Submit Your FAFSA® Form' section. It features a heading, a checkbox, and a 'Sign and Submit' button circled in red.

Sign and Submit Your FAFSA® Form


I, _____ agree to the terms outlined above.

[Previous](#) [Sign and Submit](#)

The school(s) you added to your FAFSA will receive it in 3-5 business days

FAFSA[®] FORM 2024–25 Student Exit | FAFSA Menu

Congratulations, The FAFSA[®] Form Is Complete!



Completion Date	Data Release Number	Estimated Student Aid Index (SAI)
-----------------	---------------------	-----------------------------------

*The estimated SAI is **subject to change** based on final processing of your FAFSA form. The SAI is **not** a measure of how much student aid you'll receive or how much you'll pay for college or career school. Schools use your SAI to determine your federal student aid eligibility.*

financialaid@riverland.edu