

Federal Student Aid (FSA) Username & Password

Account Creation for Individuals without a Social Security Number

New for the 2024 – 2025 FAFSA

Free Application for Federal Student Aid = FAFSA

Starting with the 2024-2025 FAFSA, all individuals that want to complete the FAFSA on the web; students, parents, and spouses, will need to create a Federal Student Aid (FSA) account username and password. This includes individuals that do not have a Social Security Number (SSN).

All individuals
will create their
FSA username
at
studentaid.gov

Individuals without an SSN will indicate so on the form when they start the account creation process:

Federal Student Aid
AN OFFICE OF THE U.S. DEPARTMENT OF EDUCATION

FAFSA® Form ▾ Loans and Grants ▾ Loan Repayment ▾ Loan Forgiveness ▾

Create an Account

Step 1 of 7

Personal Information

I understand that I'll be required to certify that the information I provide to create an account is true and correct and that I'm the individual who I claim to be.

If I'm not the person I claim to be, I understand that I'm not authorized to proceed and that I should exit this form now. If I provide false or misleading information, I understand that I may be subject to a fine, prison time, or both.

First Name

Middle Initial

Last Name

Date of Birth
Month Day Year

Social Security Number

I don't have a Social Security number.

Each user needs to use their own email address. The same email address CANNOT be used for multiple users.

If you do not have your own email address, you can create a free one through numerous providers, such as Gmail or Yahoo.

Federal Student Aid
AN OFFICE OF THE U.S. DEPARTMENT OF EDUCATION

FAFSA® Form ▾ Loans and Grants ▾ Loan Repayment ▾ Loan Forgiveness ▾

Create an Account

Step 2 of 7

Account Information

Because financial aid agreements are legally binding, you cannot create an account for someone else, even another family member. Parents and students must create their own accounts.

Username

Email

Confirm Email

Password Show

- ✓ Uppercase
- ✓ Lowercase
- ✓ Number
- ✓ 8+ Characters

Confirm Password Show

Identity
Verification:
The Dept. of
Education will
use knowledge-
based
verification
questions to
verify your
identity.

Four questions are generated by a credit bureau, but a credit check is NOT performed, and a credit history is not required.

Federal Student Aid
AN OFFICE OF THE U.S. DEPARTMENT OF EDUCATION

FAFSA® Form ▾

Loans and Grants ▾

Loan Repayment ▾

Loan Forgiveness ▾

Create an Account



Step 7 of 7

Identity Verification

One last step! We're required to ask additional questions when you don't have a Social Security number (SSN) to verify your identity. You must answer these to finish creating your account.

The results of the identity verification will be displayed on the next page—note that you won't be able to return to this page to answer these questions again.

Which of the following is the street name of your most recent previous address?

- Florida Ave NW
- Sesame Street
- Langston Pkwy
- None of the above

Which of these phone numbers have you ever used previously?

- (316) 775-5152
- (970) 680-6986
- (128) 791-0911
- None of the above


Identity
Verification:


Questions are
answered
correctly.

When the questions are answered *correctly*, your account will be created, and you will have a green checkmark indicating your identity has been verified.

Your Account Was Successfully Created

What's Next?

 **Your Identity Has Been Verified!**
You can log in and start filling out the FAFSA® form.

 **Remember to Save Your Backup Code**
Your backup code lets you access your account in the event that you cannot use any other two-step verification method.

Your Backup Code is:

RJY47DN2J6DF

What You Can Do Now

- Add information to a student's FAFSA form as a parent or spouse.
- Complete the FAFSA form online as a student from a [Freely Associated State](#).
- View your [account dashboard](#), which includes checklists and other information.

[Return to Login](#)

At this point you will be able to begin using your FSA username.


Identity
Verification:


Questions are
NOT answered
correctly.

When the questions are NOT answered correctly, your account is created BUT you still need to call Federal Student Aid to confirm your identity.

Your Account Was Created But You Need to Contact Us

What's Next?

 **Call to Confirm Your Identity**
We couldn't verify the information you provided. Call us at 1-800-433-3243 to confirm your identity.

 **Remember to Save Your Backup Code**
Your backup code lets you access your account in the event that you cannot use any other two-step verification method.

Your Backup Code is:

RJY47DN2J6DF

What You Can Do After We Verify Your Identity

- Add information to a student's FAFSA form as a parent or spouse.
- Complete the FAFSA form online as a student from a [Freely Associated State](#).
- View your [account dashboard](#), which includes checklists and other information.

[Return to Login](#)

Update:
You no longer need to call to verify your identity, it will be processed via email.

Identity Verification: Complete Identity Verification with FSAIC

Contact Federal Student Aid Information Center (FSAIC) to Complete the Identity Verification Process



Call to Confirm Your Identity

We couldn't verify the information you provided. Call us at
1-800-433-3243 to confirm your identity.

- ~~Contact FSAIC at 800-433-3243~~
- A representative will look up your account and start the identity verification process
- You'll receive an **email** with a case number and instructions on how to provide the needed documentation to verify your identity
- Submit the necessary documentation
- In 1-3 days, you'll receive an email from FSAIC confirming that your identity has been verified

Identity Verification:

Complete Identity Verification with FSAIC

Required Documentation

- Completed attestation form, there will be a link to the form in the email, and it will also be available at www.studentaid.gov
- Proof of identity form
 - One of:
 - Driver's license
 - State or city ID card
 - Foreign passport
 - OR**
 - A **utility bill + one** of the following forms of ID:
 - Municipal ID card
 - Community ID
 - Consular ID card

Online alternative:

What if I don't want to create an FSA user account in order to file the FAFSA online?

- If the student does not have an SSN, they are not eligible to complete a FAFSA.
- A contributor, that does not have an SSN and does not wish to create an FSA user account, will need to work with their student to complete a paper FAFSA form.
- The form will be available at studentaid.gov. Carefully read the instructions. Parents or spouses, to be listed on the paper application, that do not have an SSN will instead enter all zeros in the SSN field.
- The student should maintain a copy of the application before it is mailed to the Department of Education. Expect several weeks for the application to be processed.

Additional
questions:

Additional questions can be sent to:

financialaid@riverland.edu