

PARENT WIZARD ON THE 2024 – 2025 FAFSA

A series of questions, for dependent students, to determine which parent's information to use.

New for the 2024-2025 FAFSA:

The 2024-2025 FAFSA has a series of questions, about dependent students' parents, that is referred to as the Parent Wizard

The purpose of the wizard is to help the student determine which parent needs to be a contributor to the FAFSA.

Once you've been determined to be a dependent student, the FAFSA will present you with questions to determine which parent and/or stepparent needs to 'contribute' to your FAFSA.

Depending on how you answer the question, you will be presented with another question or directions on whose information will need to be provided.

The screenshot displays the FAFSA 2024-25 application interface. At the top, the FAFSA logo is followed by 'FORM 2024-25' and a 'Student' dropdown menu. On the right, there are 'Save' and 'FAFSA Menu' options. A progress bar below the header shows five steps: 1. Personal Circumstances (highlighted), 2. Demographics, 3. Financials, 4. Colleges, and 5. Signature. The main heading is 'Tell Us About the Student's Parents'. A green callout box explains: 'On the FAFSA® form, the "parent" is the student's legal (biological or adoptive) parent.' Below this, the question 'Are the parents married to each other?' is followed by two radio button options: 'Yes' and 'No'. At the bottom, there are 'Previous' and 'Continue' buttons.

Parents Married to Each Other:

If you answer Yes, you are given directions that you need to provide information for both of your parents.

Click on Continue

The screenshot shows the FAFSA 2024-25 Student form interface. At the top, the FAFSA logo and 'FORM 2024-25' are visible, along with a 'Student' profile icon. A progress bar at the top indicates five steps: 1. Personal Circumstances (highlighted), 2. Demographics, 3. Financials, 4. Colleges, and 5. Signature. The main heading is 'Tell Us About the Student's Parents'. Below this, a green box contains the text: 'On the FAFSA® form, the “parent” is the student’s legal (biological or adoptive) parent.' The question 'Are the parents married to each other?' is followed by two radio button options: 'Yes' (selected) and 'No'. A blue callout box with a document icon and the heading 'Provide Information for Both Parents' contains the text: 'Based on your answers in the previous section, you’ll need to provide information about both parents on the FAFSA® form. You can invite the parents to the form and have them complete their required sections.' At the bottom, there are 'Previous' and 'Continue' buttons.


Enter one of your parent's information here for their contributor invite to be sent to them.

We recommend you only enter one parent's information here. When they complete their portion of your FAFSA, they will enter the information for your other parent.

FAFSA[®] FORM 2024-25 Student Save FAFSA Menu

1 Personal Circumstances 2 Demographics 3 Financials 4 Colleges 5 Signature

Invite Parent(s) to This FAFSA[®] Form



We Need Information for One of Your Parents Now

Based on your answers in the previous section, you'll need to provide information about both of your parents on your FAFSA[®] form. This does not make them financially responsible for your education. Right now, you can invite one or both of your parents to your form and have them complete their required sections.

Enter information about the parent(s) identified on the prior page, and we'll send emails on your behalf.

Provide the parent's full legal name as it appears on their Social Security card. The email does not have to be the same as their account username and password (FSA ID).

Parent	Parent Spouse or Partner <i>optional</i>
<p>First Name</p> <input type="text"/>	<p>First Name</p> <input type="text"/>
<p>Last Name</p> <input type="text"/>	<p>Last Name</p> <input type="text"/>

Parents Not Married to Each Other & Not Living Together:

Once you answer No to your parents being married to each other, a second question is asked.

FAFSA[®] FORM 2024-25 Student

1 Personal Circumstances 2 Demographics 3 Financials 4 Colleges 5 Signature

Tell Us About the Student's Parents

On the FAFSA[®] form, the "parent" is the student's legal (biological or adoptive) parent.

Are the parents married to each other?

Yes

No

Do the parents live together?

Yes

No

Tell Us About the Student's Parents

On the FAFSA[®] form, the "parent" is the student's legal (biological or adoptive) parent.

Are the parents married to each other?

Yes

No

Do the parents live together?

Yes

No

Did one parent provide more financial support than the other parent over the past 12 months?

If both parents provided an exact equal amount of financial support or if they don't support the student financially, select "No," and refer to the parent with the greater income or assets in the next question.

Yes

No

Previous

Continue

Additional questions are asked about the support provided by your parents

Tell Us About the Student's Parents

On the FAFSA® form, the "parent" is the student's legal (biological or adoptive) parent.

Are the parents married to each other?

Yes

No

Do the parents live together?

Yes

No

Did one parent provide more financial support than the other parent over the past 12 months?

If both parents provided an exact equal amount of financial support or if they don't support the student financially, select "No," and refer to the parent with the greater income or assets in the next question.

Yes

No

Has the parent you identified in the previous question remarried?

Remember, this applies to the parent with the greater income and assets.

Yes

No

Previous

Continue

Note:

Carefully read the information below the question, "Did one parent provide more financial support than the other parent over the past 12 months?" If your parents provided equal support, you are instructed to list the parent with the greater income or assets as the contributing parent.

If the parent you listed is not re-married, you will only need to enter their information on the next step.

Has the parent you identified in the previous question remarried?

Remember, this applies to the parent with the greater income and assets.

Yes

No



Provide Information for This Parent Only

Based on your answers in the previous section, you'll need to provide information about only this parent on the FAFSA® form. You can invite this parent to the form and have them complete their required sections.

Previous

Continue

If the parent selected as the contributor isn't remarried, you only need to enter their information.



Invite Parent(s) to This FAFSA® Form



We Need Information for the Parent You Previously Identified

Based on your answers in the previous section, the parent you identified will need to contribute to your FAFSA® form. This does not make them financially responsible for your education. You can invite this parent to your form now and have them complete their required sections.

Enter information about the parent(s) identified on the prior page, and we'll send emails on your behalf.

Provide the parent's full legal name as it appears on their Social Security card. The email does not have to be the same as their account username and password (FSA ID).



Parent

First Name

Last Name

Did one parent provide more financial support than the other parent over the past 12 months?

If both parents provided an exact equal amount of financial support or if they don't support the student financially, select "No," and refer to the parent with the greater income or assets in the next question.

Yes No

Has the parent you identified in the previous question remarried?

Remember, this applies to the parent with the greater income and assets.

Yes No



Provide Information for the Parent and Stepparent

Based on your answers in the previous section, you'll need to provide information about the parent and stepparent on the FAFSA® form. You can invite the parent and stepparent to the form so they can complete their required sections.



If the parent you selected as the contributor is remarried, your stepparent's information will also need to be provided.



We Need Information for Your Parent or Stepparent Now

Based on your answers in the previous section, the parent and stepparent you identified will need to contribute to your FAFSA® form. This does not make them financially responsible for your education. Right now, you can invite your parent and/or stepparent to your form and have them complete their required sections.

Enter information about the parent(s) identified on the prior page, and we'll send emails on your behalf.

Provide the parent's full legal name as it appears on their Social Security card. The email does not have to be the same as their account username and password (FSA ID).



Parent

First Name

Last Name



Parent Spouse or Partner
optional

First Name

Last Name

Parents Not Married to Each Other & Living Together:

1 Personal Circumstances 2 Demographics 3 Financials 4 Colleges 5 Signature

Tell Us About the Student's Parents


On the FAFSA® form, the "parent" is the student's legal (biological or adoptive) parent.

Are the parents married to each other?

Yes No

Do the parents live together?

Yes No




Provide Information for Both Parents

Based on your answers in the previous section, you'll need to provide information about both parents on the FAFSA® form. You can invite the parents to the form and have them complete their required sections.

If your parents are not married to each other, but are living together, both parents will need to be listed as contributors.

1 Personal Circumstances 2 Demographics 3 Financials 4 Colleges 5 Signature

Invite Parent(s) to This FAFSA® Form





We Need Information for One of Your Parents Now

Based on your answers in the previous section, you'll need to provide information about both of your parents on your FAFSA® form. This does not make them financially responsible for your education. Right now, you can invite one or both of your parents to your form and have them complete their required sections.

Enter information about the parent(s) identified on the prior page, and we'll send emails on your behalf.

Provide the parent's full legal name as it appears on their Social Security card. The email does not have to be the same as their account username and password (FSA ID).

 <h3>Parent</h3> <p>First Name</p> <input type="text"/> <p>Last Name</p> <input type="text"/>	 <h3>Parent Spouse or Partner</h3> <p><i>optional</i></p> <p>First Name</p> <input type="text"/> <p>Last Name</p> <input type="text"/>
---	--

Once the contributor invites are completed, you will continue with the student portion of the FAFSA.

Your FAFSA is not complete until your contributor(s) complete their section. You will be able to monitor the status from your studentaid.gov dashboard.